



Flat 1, 65 Milford Street, Salisbury, SP1 2BP

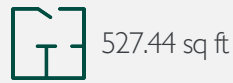
Guide Price £140,000 Leasehold -  
Share of Freehold



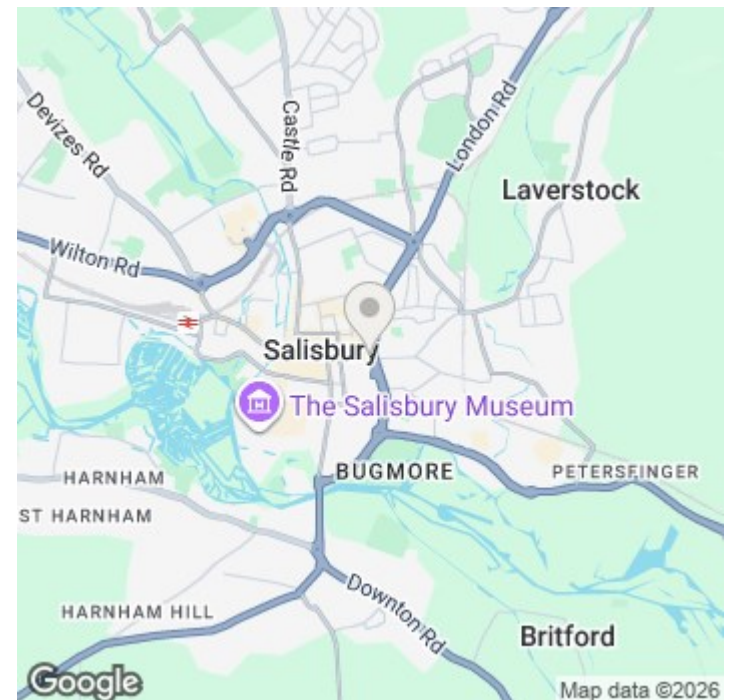
## About The Property

A spacious one bedroom first floor apartment forming part of the conversion of a Grade II listed building, which occupies a convenient position close to the city centre and all it's amenities including the train station. This represents a perfect investment opportunity or first time purchase. Vacant possession is offered.

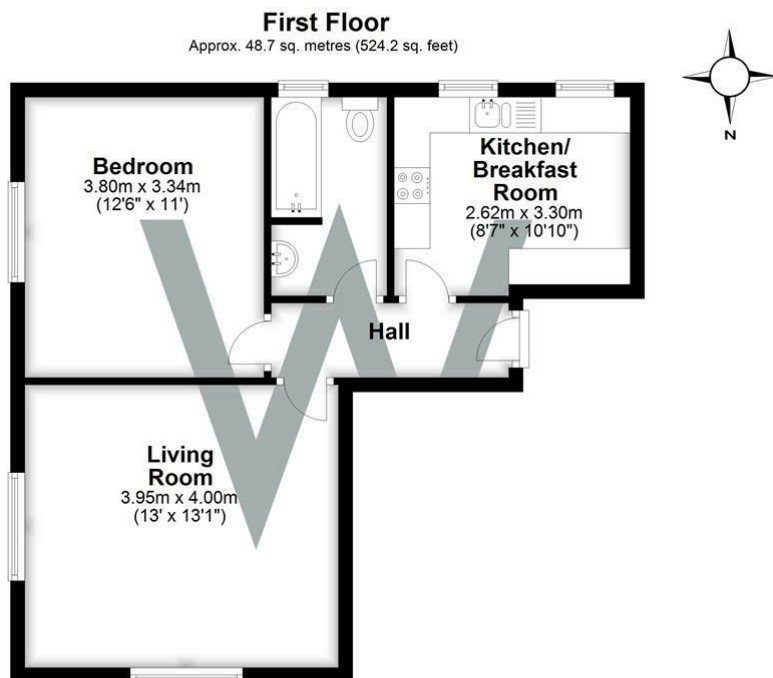
The property is accessed from the rear of the building via a communal hallway shared with one other flat with the stairs leading up the first floor. The private hallway has doors to all rooms and on the right is the kitchen/breakfast room which has a range of work surfaces with inset one and a half bowl stainless steel sink unit, four-ring electric hob with electric oven below and cooker hood over, wall and floor cupboards, washing machine, breakfast bar, secondary glazed windows and electric heater. On the left of the hall is the double aspect sitting room which has secondary glazed windows and an electric heater. At the end of the hall is a double bedroom with secondary glazed window and electric heating. The bathroom has a white suite of panelled bath with thermostatic mixer shower over, low level WC and wash-hand basin. On the landing there is a communal storage cupboard which houses the hot water tank.



- City Centre Location
- Close to all amenities
- Share of Freehold
- Gated Access
- Double Bedroom
- Double aspect Sitting Room
- Kitchen/Breakfast Room
- Grade II Listed







Total area: approx. 48.7 sq. metres (524.2 sq. feet)

## Further Information

Local authority: Wiltshire Council

Council Tax: A - £1762.92 (2025/2026)

Tenure: Leasehold - Share of Freehold

Services: Mains water, electricity and drainage are connected to the property.

Heating: Electric heating.

Tenure: Leasehold with a share of the freehold. Lease term 125 year with 115 years remaining.

Directions: From our office in Castle Street proceed towards the city centre and bear left into Blue Boar Row. Follow the road to the right into Brown Street and at the traffic lights turn left into Milford Street. Turn left before the bridge into Guilder Lane. Immediately on the right is an opening with a large wrought iron gate. Walk through here and the access to the flat will be seen on the right hand side.

What3Words: ///fall.luxury.trades

Energy Efficiency Rating		
	Current	Potential
Very energy efficient - lower running costs		
(92 plus) A		
(81-91) B		
(69-80) C		78
(55-68) D		
(39-54) E	43	
(21-38) F		
(1-20) G		
Not energy efficient - higher running costs		
England & Wales		EU Directive 2002/91/EC